

Application Instructions



Bio Skin® supports should be applied to dry skin only. Oils, lotions and/or perspiration activate "SkinLok™" making correctly sized supports seem small and difficult to apply. This response to moisture should not cause confusion with respect to proper sizing. Always dry the body segment thoroughly prior to application.

1. Pull the sleeve on like a sock, making sure your heel fits securely into the heel pocket. *Figure 1*
2. Pull the wrap directly across the front of the ankle and secure it to the Velcro® on the left front of the sleeve. *Figure 2*
3. Pull the wrap all the way around the back of your ankle to the front of the sleeve and secure the end of the strap to the outside of the strap. *Figure 3*

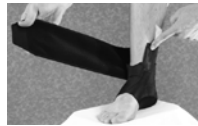


Figure 1



Figure 2



Figure 3

For the addition of the Stabilizing Stirrup Straps

Secure the Velcro® in the middle of the Stirrup Strap to the back of your ankle wrap. Stretch the right side of the strap from outside to inside across the top of your foot. Loop the strap under the foot back towards the outside of your ankle. *Figure 4*. Pull the strap up and attach the Velcro® on the outside of the strap. Repeat with the other side by wrapping the left strap over the top of your foot, then under your foot before attaching it to the left side of your ankle. *Figure 5*.



Figure 4

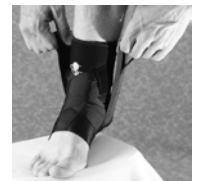


Figure 5

For the addition of the Figure-8 Compression Wrap

Attach the end opposite of the Bio Skin® logo directly behind your ankle. The logo end of the strap will extend to the outside of your ankle. Wrap the strap across the top of the foot from outside to inside, then under your foot back across to the outside of the ankle. *Figure 6*. Stretch the strap back across the top of your foot from outside to inside then around the back of the ankle before attaching the Velcro in front of your ankle to the outside of the strap. *Figure 7*.



Figure 6

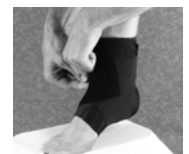


Figure 7

Easy Care Instructions

Wash Bio Skin® regularly to prevent body salt and oil build-up that naturally occurs after the product has been worn a few times. Attach the hook to the loop to prevent lint build-up. This will give your Bio Skin® a longer life span.



Hand Wash



Hang Dry



Do Not Bleach



Do Not Dry Clean

Cropper Medical, Inc.
custserv@bioskin.com
800.541.2455
www.bioskin.com

